

Team Members

Wolfgang Klein, BBM, CIM, AIFP

Senior Portfolio Manager &
Senior Investment Advisor
416.869.7338
wklein@cgf.com
@CGWM_WolfOnBay
www.wolfgangklein.com



Jack Hardill, B.A., CIM

Senior Portfolio Manager &
Senior Investment Associate
416.869.7306
jhardill@cgf.com

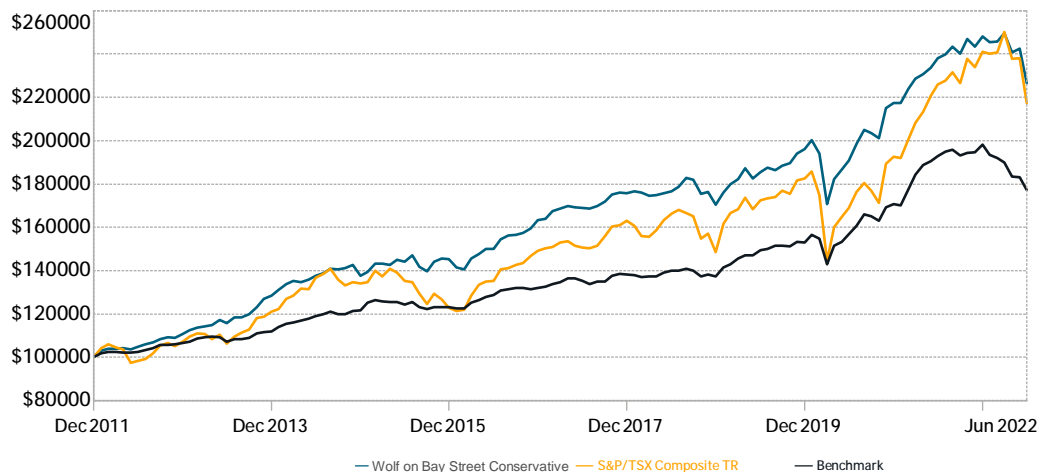
Mandate Overview

Start Date	Jan 01, 2012
Asset Category	Mixed
Risk Profile	Conservative
1 Year Turnover	39%

Mandate Description

The objective of the Wolf on Bay Street Conservative mandate is to achieve modest returns over market cycles. With an overall focus on capital preservation, the mandate manages risk first and moderate capital growth second. An agnostic approach to both asset allocation and security selection drives the investment strategy, and allows the manager to identify and benefit from emerging themes in the global equity, fixed income and currency markets. The Wolf on Bay Street Conservative mandate is suitable for assets with a shorter-term time horizon of three to five years. Some volatility must be acceptable for the potential for gains in excess of GICs or five-year government bonds. The portfolio will invest in stocks, bonds, cash, ETFs and mutual funds. The mandate allows for a go-anywhere approach but will focus primarily on Canadian assets (80%). The long-term return objective of the strategy is to achieve a 5% annualized return over a full market cycle.

Historical Performance (Gross of Fees in Canadian Dollars)



Returns	1 month	1 quarter	6 months	YTD	1 year	3 years	5 years	10 years
Portfolio	-6.62%	-9.25%	-8.70%	-8.70	-4.77	6.90%	6.05%	8.03%
S&P/TSX	-8.71%	-13.19%	-9.87%	-9.87	-3.86	7.97%	7.62%	8.24%
Benchmark	-3.12%	-6.69%	-10.49%	-10.49	-8.09	5.90%	5.57%	5.64%

Risk/Return Characteristics*

	Portfolio	S&P/TSX	Benchmark	Asset Class Breakdown	% Weight
YTD	-8.70%	-9.87%	-10.49%	Fixed Income	45.49
2021	14.13%	25.09%	15.99%	Canadian Equities	37.94
2020	10.90%	5.59%	11.65%	U.S Equities	16.57
2019	15.00%	22.88%	11.44%	Cash and Equivalents	0.00
2018	-3.04%	-8.88%	-0.73%		
2017	7.74%	9.24%	4.80%		
Since Inception	8.10%	7.46%	5.61%		
Std. Deviation	7.53%	11.72%	5.29%		
Sharpe Ratio	0.97	0.58	0.90		
Sortino Ratio	1.55	0.95	1.72		
Alpha	1.41%	-2.10%	-		
Beta	1.20	1.83	-		
Max Drawdown	-14.76%	-22.25%	-10.49%		
Upside Capture	129.11%	171.66%	-		
Downside Capture	103.40%	193.40%	-		

*since inception annualized returns and analytics

Blended Benchmark: 5% FTSETMX91 5% SP500 70% FTSETMXCB 20% TSXCo

Return Data Source: Returns representative gross, composite WRAP returns in C\$ provided by Canaccord. The information herein has been obtained from sources that Canaccord Genuity Wealth Management believe to be reliable. However, Canaccord Genuity Wealth Management does not guarantee its accuracy or completeness and is not responsible for any errors or omissions. Reported returns and analytics are gross of fees but net of transactions costs, and are annualized for periods of longer than 12 months, unless otherwise stated. Past performance is not necessarily indicative of future results. Canaccord Genuity Wealth Management is a division of Canaccord Genuity Corp., Member of the Canadian Investor Protection Fund.

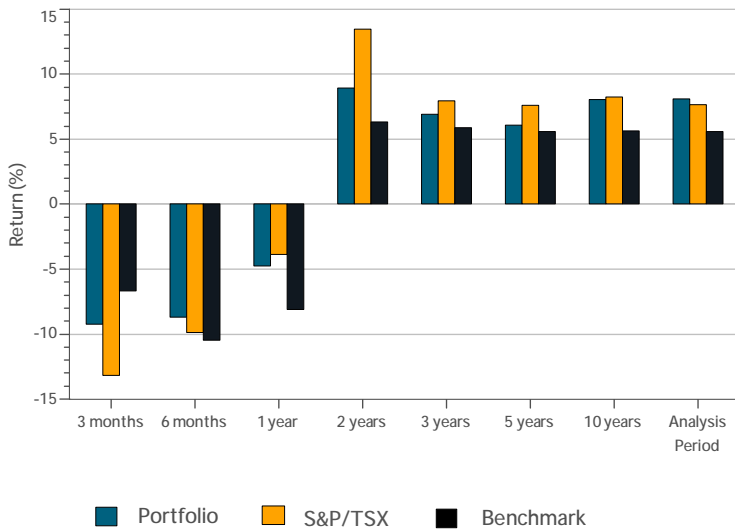
Periodic Returns

January, 2012 - June, 2022

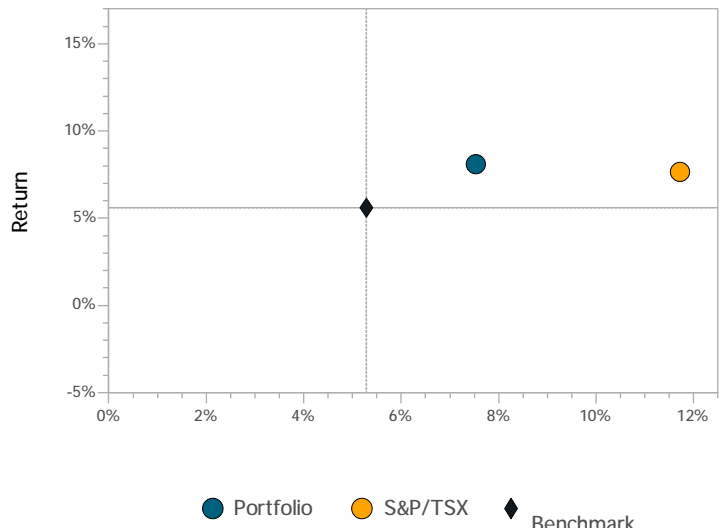
		Jan	Feb	Mar	Q1	Apr	May	Jun	Q2	Jul	Aug	Sep	Q3	Oct	Nov	Dec	Q4	Year
Portfolio	2022	-1.14	0.15	1.61	0.60	-3.57	0.78	-6.62	-9.25	-	-	-	-	-	-	-	-	-8.70
	2021	-0.07	2.97	2.14	5.10	0.93	1.34	1.78	4.10	0.76	1.49	-1.30	0.93	2.85	-1.40	1.91	3.35	14.13
	2020	2.18	-3.17	-11.97	-12.90	6.76	2.40	2.26	11.79	3.98	3.23	-0.62	6.67	-1.29	6.97	1.12	6.77	10.90
	2019	3.25	2.11	1.46	6.97	2.69	-2.55	1.63	1.70	1.10	-0.65	1.15	1.60	0.64	2.34	1.02	4.05	15.00
	2018	0.36	-0.28	-0.73	-0.65	0.05	0.61	0.39	1.05	1.16	2.44	-0.57	3.04	-3.52	0.43	-3.26	-6.26	-3.04
	2017	0.48	2.14	0.65	3.30	0.68	-0.33	-0.17	0.18	-0.19	0.77	1.12	1.71	1.97	0.53	-0.14	2.37	7.74
	2016	-2.62	-0.73	3.63	0.18	1.35	1.71	-0.04	3.04	2.97	1.05	0.20	4.26	0.68	1.32	2.29	4.34	12.30
	2015	1.31	2.69	0.07	4.11	-0.32	1.68	-0.71	0.64	2.09	-3.58	-1.50	-3.04	3.19	1.00	-0.18	4.03	5.68
	2014	2.17	2.10	0.97	5.33	-0.23	0.75	1.30	1.83	0.82	1.63	-0.37	2.08	0.47	1.05	-3.57	-2.10	7.19
	2013	1.77	1.10	0.49	3.39	0.40	2.04	-1.13	1.29	2.21	0.08	1.24	3.56	2.65	3.02	1.15	6.97	16.01
	2012	2.91	1.12	0.02	4.08	0.07	-0.60	1.12	0.58	1.38	0.60	1.55	3.57	0.68	-0.32	1.63	1.99	10.59
Benchmark	2022	-2.37	-0.83	-0.92	-4.07	-3.56	-0.13	-3.12	-6.69	-	-	-	-	-	-	-	-	-10.49
	2021	-0.48	4.36	3.87	7.88	2.39	0.98	1.29	4.72	0.96	0.55	-1.41	0.09	0.62	0.14	1.81	2.58	15.99
	2020	2.34	-1.24	-7.65	-6.66	6.06	1.21	2.33	9.84	2.40	3.30	-0.49	5.26	-1.18	3.69	0.96	3.45	11.65
	2019	3.14	1.02	1.77	6.04	1.08	0.04	1.43	2.57	0.48	0.91	0.03	1.42	-0.12	1.41	-0.26	1.02	11.44
	2018	-0.27	-0.56	0.23	-0.60	-0.03	1.19	0.74	1.91	0.02	0.60	-0.74	-0.12	-1.94	0.75	-0.68	-1.88	-0.73
	2017	0.40	1.03	0.62	2.06	1.31	0.08	-0.97	0.41	-1.06	0.97	-0.09	-0.19	1.95	0.59	-0.09	2.46	4.80
	2016	-0.41	-0.17	2.30	1.71	0.95	1.01	0.91	2.90	1.53	0.41	0.51	2.47	-0.13	-0.26	0.32	-0.07	7.16
	2015	2.89	1.08	-0.46	3.52	-0.39	0.13	-0.99	-1.25	0.90	-1.76	-0.83	-1.70	0.80	0.01	-0.08	0.73	1.23
	2014	1.90	1.28	0.37	3.59	0.84	0.76	1.00	2.62	0.68	1.05	-0.96	0.76	0.01	1.27	0.18	1.46	8.68
	2013	0.55	1.28	0.54	2.39	0.35	-0.10	-2.07	-1.83	1.11	0.01	0.64	1.77	1.97	0.35	0.33	2.66	5.02
	2012	1.72	0.69	-0.03	2.39	-0.18	-0.13	0.39	0.08	0.78	0.80	1.43	3.04	0.19	0.30	0.45	0.94	6.58

Risk

Manager vs Benchmark: Return



Return vs. Standard Deviation (Risk)



Blended Benchmark: 5% FTSETMX91 5% SP500 70% FTSETMXCB 20% TSXCo

Return Data Source: Returns representative gross, composite WRAP returns in C\$ provided by Canaccord. The information herein has been obtained from sources that Canaccord Genuity Wealth Management believe to be reliable. However, Canaccord Genuity Wealth Management does not guarantee its accuracy or completeness and is not responsible for any errors or omissions. Reported returns and analytics are gross of fees but net of transactions costs, and are annualized for periods of longer than 12 months, unless otherwise stated. Past performance is not necessarily indicative of future results. Canaccord Genuity Wealth Management is a division of Canaccord Genuity Corp., Member of the Canadian Investor Protection Fund.